

MMBTSA1505

PNP Silicon Epitaxial Planar Transistor

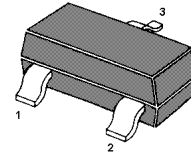
For switching and general purpose applications.

The transistor is subdivided into three groups O, Y and G, according to its DC current gain.

Features

Excellent h_{FE} linearity:

$h_{FE} = 25(\text{min})$ at $V_{CE} = -6 \text{ V}$, $I_C = -400 \text{ mA}$



1. Base 2. Emitter 3. Collector
SOT-23 Plastic Package

Absolute Maximum Ratings ($T_a = 25 \text{ }^\circ\text{C}$)

	Symbol	Value	Unit
Collector Base Voltage	$-V_{CBO}$	35	V
Collector Emitter Voltage	$-V_{CEO}$	30	V
Emitter Base Voltage	$-V_{EBO}$	5	V
Collector Current	$-I_C$	500	mA
Base Current	$-I_B$	50	mA
Power Dissipation	P_{tot}	200	mW
Junction Temperature	T_j	150	$^\circ\text{C}$
Storage Temperature Range	T_{Stg}	-55 to +150	$^\circ\text{C}$

TOP DYNAMIC



Dated : 18/12/2015 Rev:02

MMBTSA1505

Characteristics at $T_{amb}=25\text{ }^{\circ}\text{C}$

	Symbol	Min.	Typ.	Max.	Unit
DC Current Gain at $-V_{CE}=1\text{V}$, $-I_C=100\text{mA}$					
Current Gain Group O	h_{FE}	70	-	140	-
Y	h_{FE}	120	-	240	-
G	h_{FE}	200	-	400	-
at $-V_{CE}=6\text{V}$, $-I_C=400\text{mA}$					
O	h_{FE}	25	-	-	-
Y	h_{FE}	40	-	-	-
Collector Cutoff Current at $-V_{CB}=35\text{V}$	$-I_{CBO}$	-	-	0.1	μA
Emitter Cutoff Current at $-V_{EB}=5\text{V}$	$-I_{EBO}$	-	-	0.1	μA
Collector Saturation Voltage at $-I_C=100\text{mA}$, $-I_B=10\text{mA}$	$-V_{CE(sat)}$	-	-	0.25	V
Base Emitter Voltage at $-V_{CE}=1\text{V}$, $-I_C=100\text{mA}$	$-V_{BE}$	-	-	1	V
Transition Frequency at $-V_{CE}=6\text{V}$, $-I_C=20\text{mA}$	f_T	-	200	-	MHz
Collector Output Capacitance at $-V_{CB}=6\text{V}$, $f=1\text{MHz}$	C_{ob}	-	13	-	pF

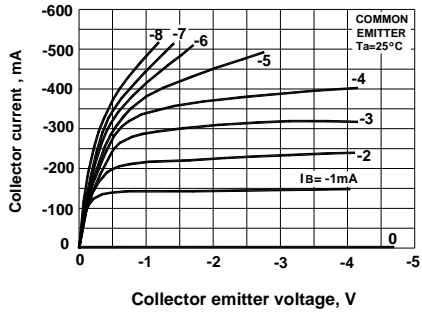
TOP DYNAMIC



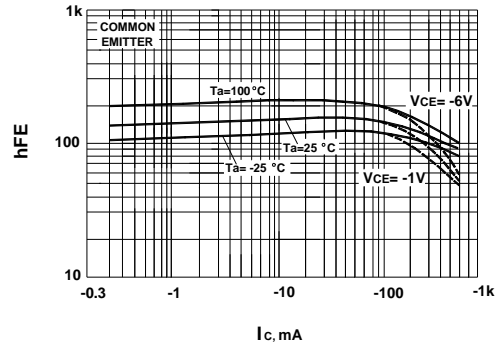
Dated : 18/12/2015 Rev:02

MMBTSA1505

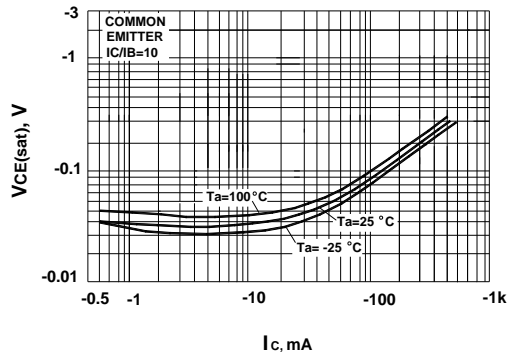
Ic - Vce(Low Voltage Region)



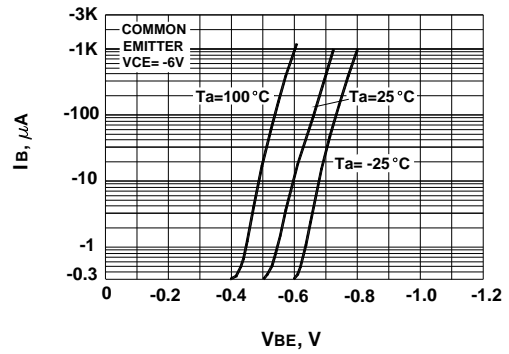
hFE - Ic



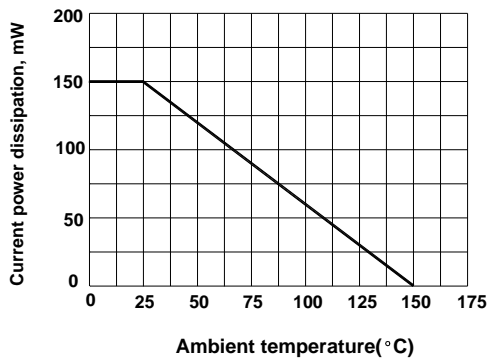
Vce(sat) - Ic



IB - VBE



Pc - Ta



TOP DYNAMIC



ISO14001 : 2004 Certificate No. 121505007
 ISO 9001 : 2008 Certificate No. 50114012
 OHSAS 18001 : 2007 Certificate No. 05131508006
 IECQ QC 080000 Certificate No. ECU11003111112

Dated : 18/12/2015 Rev:02