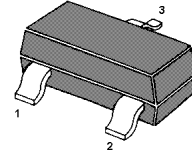


MMBTSA1504

PNP Silicon Epitaxial Planar Transistor

For switching and general purpose applications.

The transistor is subdivided into three groups O, Y and G, according to its DC current gain.



1. Base 2. Emitter 3. Collector
SOT-23 Plastic Package

Absolute Maximum Ratings ($T_a = 25\text{ }^\circ\text{C}$)

Parameter	Symbol	Value	Unit
Collector Base Voltage	$-V_{CBO}$	50	V
Collector Emitter Voltage	$-V_{CEO}$	50	V
Emitter Base Voltage	$-V_{EBO}$	5	V
Collector Current	$-I_C$	150	mA
Base Current	$-I_B$	30	mA
Power Dissipation	P_{tot}	200	mW
Junction Temperature	T_j	150	$^\circ\text{C}$
Storage Temperature Range	T_{stg}	- 55 to + 150	$^\circ\text{C}$

Characteristics at $T_{amb}=25\text{ }^\circ\text{C}$

Parameter	Symbol	Min.	Max.	Unit
DC Current Gain at $-V_{CE} = 6\text{ V}$, $-I_C = 2\text{ mA}$ Current Gain Group	O	70	140	-
	Y	120	240	-
	G	200	400	-
Collector Base Cutoff Current at $-V_{CB} = 50\text{ V}$	$-I_{CBO}$	-	100	nA
Emitter Base Cutoff Current at $-V_{EB} = 5\text{ V}$	$-I_{EBO}$	-	100	nA
Collector Emitter Saturation Voltage at $-I_C = 100\text{ mA}$, $-I_B = 10\text{ mA}$	$-V_{CE(sat)}$	-	0.3	V
Transition Frequency at $-V_{CE} = 10\text{ V}$, $-I_C = 1\text{ mA}$	f_T	80	-	MHz
Collector Output Capacitance at $-V_{CB} = 10\text{ V}$, $f = 1\text{ MHz}$	C_{ob}	-	7	pF

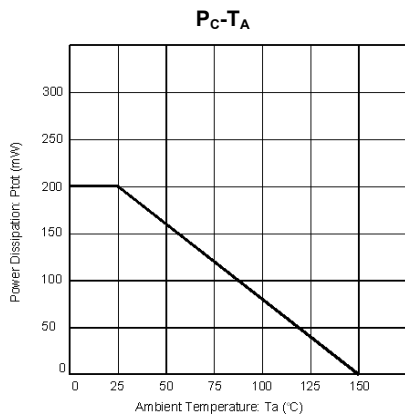
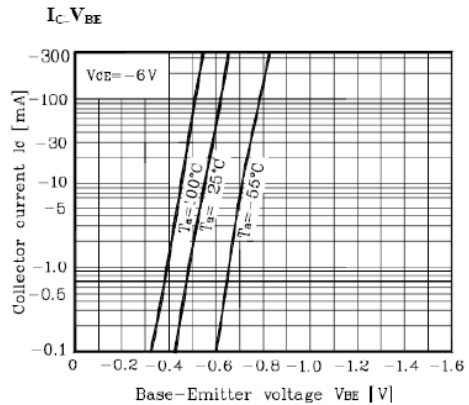
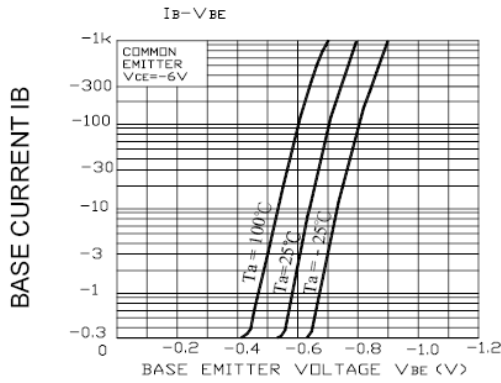
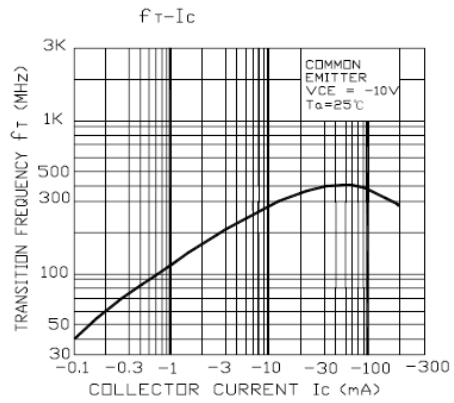
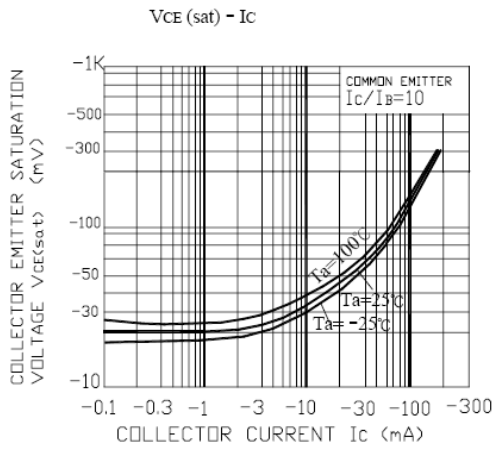
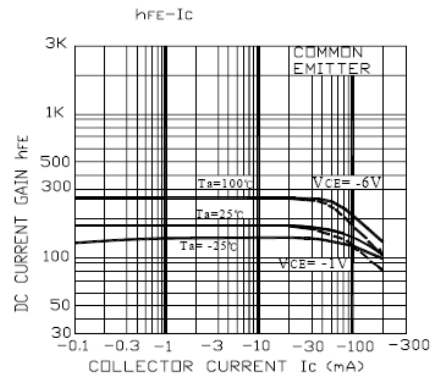
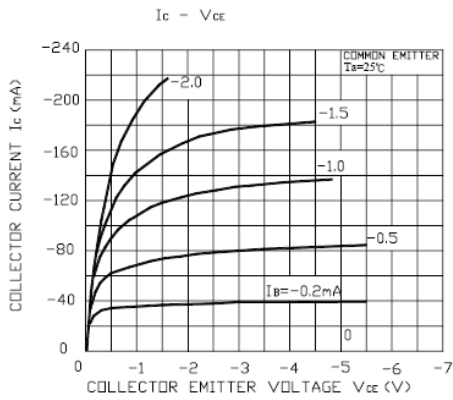
TOP DYNAMIC



ISO14001 : 2004 ISO 9001 : 2008 OHSAS 18001 : 2007 IECQ QC 080000
Certificate No. 121505007 Certificate No. 50114012 Certificate No. 05131500009 Certificate No. IECQ1002714002

Dated: 11/08/2012 Rev: 02

MMBTA1504



TOP DYNAMIC



ISO14001 : 2004 Certificate No. 121505007
 ISO 9001 : 2008 Certificate No. 50114012
 OHSAS 18001 : 2007 Certificate No. 05131509009
 IECQ QC 080000 Certificate No. IECQ1002714002

Dated: 11/08/2012 Rev: 02